



AAL2 SAR SSCS Receive LFB and Functional API Implementation Agreement

August 16, 2005
Revision 1.0

Editor:

Vedvyas Shanbhogue, Intel, vedvyas.shanbhogue@intel.com

Copyright © 2005 The Network Processing Forum (NPF). All Rights Reserved.

This document and translations of it may be copied and furnished to others, and derivative works that comment on or otherwise explain it or assist in its implementation may be prepared, copied, published and distributed, in whole or in part, without restriction other than the following, (1) the above copyright notice and this paragraph must be included on all such copies and derivative works, and (2) this document itself may not be modified in any way, such as by removing the copyright notice or references to the NPF, except as needed for the purpose of developing NPF Implementation Agreements.

By downloading, copying, or using this document in any manner, the user consents to the terms and conditions of this notice. Unless the terms and conditions of this notice are breached by the user, the limited permissions granted above are perpetual and will not be revoked by the NPF or its successors or assigns.

THIS DOCUMENT AND THE INFORMATION CONTAINED HEREIN IS PROVIDED ON AN "AS IS" BASIS WITHOUT ANY WARRANTY OF ANY KIND. THE INFORMATION, CONCLUSIONS AND OPINIONS CONTAINED IN THE DOCUMENT ARE THOSE OF THE AUTHORS, AND NOT THOSE OF NPF. THE NPF DOES NOT WARRANT THE INFORMATION IN THIS DOCUMENT IS ACCURATE OR CORRECT. THE NPF DISCLAIMS ALL WARRANTIES, WHETHER EXPRESS, IMPLIED OR STATUTORY, INCLUDING BUT NOT LIMITED THE IMPLIED LIMITED WARRANTIES OF MERCHANTABILITY, TITLE OR FITNESS FOR A PARTICULAR PURPOSE AND NON-INFRINGEMENT OF THIRD PARTY RIGHTS.

The words "MUST", "MUST NOT", "REQUIRED", "SHALL", "SHALL NOT", "SHOULD", "SHOULD NOT", "RECOMMENDED", "MAY", and "OPTIONAL" in the remainder of this document are to be interpreted as described in the NPF Software API Conventions Implementation Agreement revision 1.0.

For additional information contact:
The Network Processing Forum, 39355 California Street,
Suite 307, Fremont, CA 94538
+1 510 608-5990 phone ♦ info@npforum.org

Table of Contents

1	Revision History	3
2	Introduction.....	4
	2.1 Acronyms.....	4
	2.2 Assumptions.....	4
	2.3 Scope	4
	2.4 External Requirements and Dependencies.....	4
3	AAL2 SAR SSCS Receive Description.....	6
	3.1 AAL2 SAR SSCS Receive Inputs	7
	3.2 AAL2 SAR SSCS Receive Outputs.....	7
	3.3 Accepted Inputs	8
	3.4 CPS SDU Modifications	8
	3.5 Relationship with Other LFBs	8
4	Data Types	10
	4.1 Common LFB Data Types	10
	4.2 Data Structures for Completion Callbacks	10
	4.3 Data Structures for Event Notifications.....	11
	4.4 Error Codes	11
5	Functional API (FAPI).....	13
	5.1 Required Functions	13
	5.2 Conditional Functions.....	13
	5.3 Optional Functions.....	15
6	References.....	16
	Appendix A Header File Information.....	17
	Appendix B Acknowledgements.....	19
	Appendix C List of companies belonging to NPF during approval process.....	20

Table of Figures

Figure 3.1:	AAL2 SAR SSCS Receive LFB.....	6
Figure 3.2:	AAL2 Channel Instances.....	6
Figure 3.3:	Cooperation between AAL2 SAR SSCS Receive and AAL2 CPS Receive LFB.....	8

List of Tables

Table 3.1:	AAL2 SAR SSCS Receive LFB Inputs	7
Table 3.2:	Input Metadata for AAL2 SAR SSCS Receive LFB	7
Table 3.3:	AAL2 SAR SSCS Receive LFB Outputs.....	7
Table 3.4:	Output Metadata for AAL2 SAR SSCS Receive LFB.....	8
Table 4.1:	Callback type to callback data mapping table.....	11

1 Revision History

Revision	Date	Reason for Changes
1.0	08/16/2005	Rev 1.0 of the AAL2 SAR SSCS Receive LFB and Functional API Implementation Agreement. Source: npf2004.159.07.

2 Introduction

This contribution defines the AAL2 SAR SSCS Receive LFB and lists configurations that are required in the LFB.

2.1 Acronyms

- **ATM:** Asynchronous Transfer Mode
- **AAL2:** ATM Adaptation Layer Type 2
- **API:** Application Program Interface
- **CID:** Channel ID
- **CPS:** Common Part Sublayer
- **CRC:** Cyclic Redundancy Code
- **FAPI:** Functional API
- **IA:** Implementation Agreement
- **ID:** Identifier
- **LFB:** Logical Functional Block
- **NNI:** Network Node Interface
- **PDU:** Protocol Data Unit
- **RAS:** Reassembly
- **SAR:** Segmentation and Reassembly
- **SDU:** Service Data Unit
- **SSADT:** Service Specific Assured Data Transfer Sublayer
- **SSCS:** Service Specific Convergence Sublayer
- **SSSAR:** Service Specific Segmentation and Reassembly Sublayer
- **SSTED:** Service Specific Transmission Error Detection Sublayer
- **UNI:** User Network Interface
- **UUI:** User to User Information
- **VC:** Virtual Channel

2.2 Assumptions

The AAL2 SAR SSCS Receive LFB obtains its configurations from the ATM Configuration Manager Functional API implementation. The mechanism used to obtain this configuration is not in the scope of NPF.

2.3 Scope

This IA describes the configurations required by the LFB for processing CPS SDU to reassemble SSSAR SDUs. The SSADT and SSTED sublayers if enabled further process the SSSAR SDUs. The IA also specifies the metadata generated and consumed by this LFB.

2.4 External Requirements and Dependencies

This document depends on the following documents:

- This document depends on the NPF Software API Conventions Implementation Agreement document [SWAPICON] for basic type definitions. (Refer section 5.1 of Software API Conventions IA Revision 2.0).

- This document depends on Software API Conventions Implementation agreement Revision 2.0 for the below type definitions
 - NPF_error_t – Refer section 5.2 of Software API Conventions IA Rev 2.0
 - NPF_callbackHandle_t - Refer section 5.2 of Software API Conventions IA Rev 2.0
 - NPF_callbackType_t - Refer section 5.2 of Software API Conventions IA Rev 2.0
 - NPF_userContext_t - Refer section 5.2 of Software API Conventions IA Rev 2.0
 - NPF_errorReporting_t - Refer section 5.2 of Software API Conventions IA Rev 2.0
- This document depends on Topology Manager Functional API Implementation Agreement Revision 1.0 for the below type definitions
 - NPF_BlockId_t – Refer section 3.1.1 of Topology Manager Functional API IA Rev 1.0
 - NPF_FE_Handle_t – Refer section 3.1.1 of Topology Manager Functional API IA Rev 1.0
- ATM Software API Architecture Framework Implementation Agreement Revision 1.0 defines the architectural framework for the ATM FAPIs
- ATM Configuration Manager Functional API Implementation Agreement Revision 1.0 defines the functions to configure and manage ATM LFBs on a forwarding element

3 AAL2 SAR SSCS Receive Description

The AAL2 SAR SSCS Receive LFB receives CPS SDUs from the previous LFB and performs re-assembly of the CPS SDUs to create SSSAR SDUs. Depending on the configuration of the ATM AAL2 channel on which the SSSAR SDU is received further processing by the SSADT and SSTED sublayers may be performed. The AAL2 SAR SSCS Receive LFB is modeled as shown in Figure 3.1.

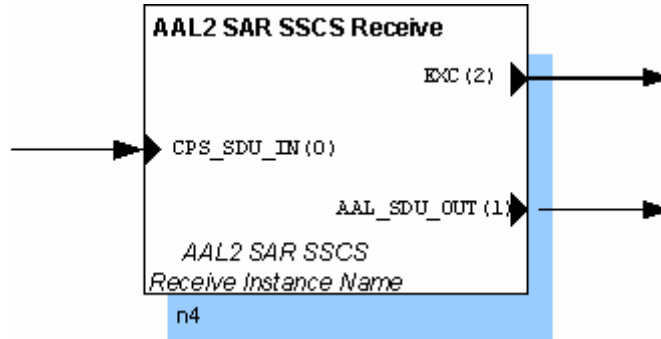


Figure 3.1: AAL2 SAR SSCS Receive LFB

The LFB may contain multiple instances of AAL2 channels that are identified by unique AAL2 channel IDs. Incoming packets are assigned to appropriate AAL2 channel instance according to metadata received with input packet. Such instances are depicted in Figure 3.2. The maximum number of AAL2 channels is an attribute of the AAL2 SAR SSCS Receive LFB and may be queried as such.

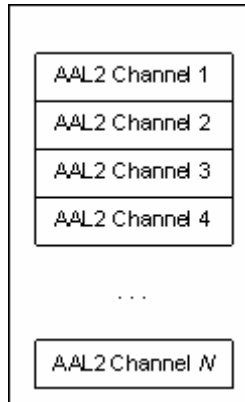


Figure 3.2: AAL2 Channel Instances

The AAL2 SAR SSCS Receive LFB maintains following counters for each AAL2 path:

- Number of oversized SSSAR SDU received
- Number of RAS timer timeouts
- Number of undersized SSTED PDU received
- Number of SSTED PDU with length mismatch
- Number of SSTED PDU with CRC error

The AAL2 SAR SSCS Receive LFB maintains below counters for each AAL2 channel:

- Number of oversized SSSAR SDU received
- Number of RAS timer timeouts
- Number of undersized SSTED PDU received
- Number of SSTED PDU with length mismatch
- Number of SSTED PDU with CRC error

3.1 AAL2 SAR SSCS Receive Inputs

Table 3.1: AAL2 SAR SSCS Receive LFB Inputs

Symbolic Name	Input ID	Description
CPS_SDU_IN	0	This is the only input for the AAL2 SAR SSCS Receive LFB and is used to receive CPS SDUs for re-assembly.

3.1.1 Metadata Required

Table 3.2: Input Metadata for AAL2 SAR SSCS Receive LFB

Metadata tag	Access method	Description
META_CHNL_ID	Read	Metadata identifying the AAL2 channel on which the CPS SDU was received.
META_UUI	Read-and-consumed	The UUI of the received CPS SDU.
META_LI	Read-and-consumed	The length of the received CPS SDU.
META_SSCS_TYPE	Read-and-consumed	The SSCS to process this CPS SDU.

3.2 AAL2 SAR SSCS Receive Outputs

Table 3.3: AAL2 SAR SSCS Receive LFB Outputs

Symbolic Name	Output ID	Description
AAL_SDU_OUT	1	This is the normal output for the AAL2 SAR SSCS Receive LFB. Error free reassembled AAL2 SAR SDUs are sent over this output to the next LFB in the chain.
EXC	2	The SDU or a partially re-assembled AAL2 SDU is sent to this output if the processing failed due to errors and the SDU needs to be discarded.

3.2.1.1 Metadata Produced

Table 3.4: Output Metadata for AAL2 SAR SCS Receive LFB

Metadata tag	Access method	Description
META_UUI	Write	The UUI signaled in the re-assembled SDU.
META_LI	Write	The length of the re-assembled AAL2 SDU.

3.3 Accepted Inputs

The AAL2 SAR SCS Receive LFB can accept CPS SDUs received over UNI or NNI.

3.4 CPS SDU Modifications

The AAL2 SAR SCS Receive LFB reassembles the received CPS SDUs. On completion of reassembly by SSSAR sublayer further processing by the SSTD and SSADT sublayers is performed if they are enabled for the corresponding AAL2 channel. If there is any error in the reassembly, the reassembled or partially reassembled SDU is discarded by sending over the EXC output. If the reassembly was successful, the AAL SDU is passed to the next LFB in the chain for further processing.

3.5 Relationship with Other LFBs

CPS Receive LFB. The AAL2 SAR SCS Receive LFB receives CPS SDU from the previous LFB and performs reassembly of SDU. The sequence of actions that configures AAL2 SAR SCS Receive LFB and cooperating AAL2 CPS Receive LFB instance, and cooperation between these two LFBs is schematically depicted in Figure 3.3.

The AAL2 SAR SCS Receive LFB may be preceded in the topology by any LFB that can produce the information required by the AAL2 SAR SCS Receive LFB at its input. Downstream (not necessarily next) of the AAL2 SAR SCS Receive LFB, there should be LFBs that can utilize the information generated at output by AAL2 SAR SCS Receive LFB. The exact design and connections between the AAL2 SAR SCS Receive LFB and cooperating blocks is specific to the vendor that provides Forwarding Element design and FAPI implementation.

The EXC output of the AAL2 SAR SCS Receive LFB could be connected to an LFB that receives SDUs which could not be associated with any channel or partially/fully reassembled SDUs which need to be discarded due to various errors.

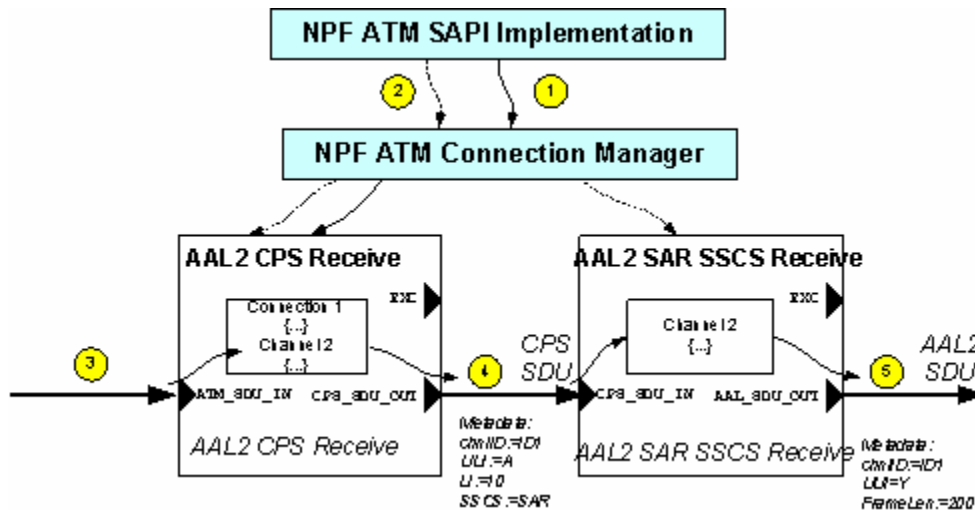


Figure 3.3: Cooperation between AAL2 SAR SCS Receive and AAL2 CPS Receive LFB

This figure shows part of example Forwarding Element that contains AAL2 SAR SSCS Receive LFB and AAL2 CPS Receive LFBs. These two blocks are connected in chain and configured by a NPF SAPI implementation. The sequence of actions that configure an AAL2 path and AAL2 connection may be defined as follows (see corresponding numbers in circles in the figure):

1. The NPF ATM SAPI is invoked to create a VC link for the AAL2 path. The system software below the NPF ATM SAPI assigns a VC link ID 'ID1' to the VC link and invokes the ATM configuration manager LFB FAPI to create the VC link. This causes an AAL2 path instance to be created in the AAL2 CPS Receive LFB.
2. The NPF ATM SAPI is invoked to create an AAL2 channel. The system software below the NPF ATM SAPI assigns a channel ID 'CID1' to this AAL2 channel and invokes the ATM configuration manager FAPI to create the channel. This causes a channel instance to be created in the AAL2 CPS Receive LFB and the AAL2 SAR SSCS Receive LFB.
3. The AAL2 CPS Receive LFB receives the ATM SDU and extracts AAL2 CPS SDU from the received ATM SDUs.
4. The AAL2 CPS SDU extracted by the AAL2 CPS Receive LFB is passed to the next LFB in the chain over the `CPS_SDU_OUT` output. The AAL2 SAR SSCS Receive LFB receives the CPS SDU from the AAL2 CPS Receive LFB and reassembles the CPS SDU to form the AAL SDU.
5. The AAL SDU reassembled by the AAL2 SAR SSCS Receive LFB is passed to the next LFB in the chain over the `AAL_SDU_OUT` output.

4 Data Types

4.1 Common LFB Data Types

4.1.1 LFB Type Code

It is possible to use the FAPI Topology Discovery APIs to discover an AAL2 SAR SSCS Receive LFB in a forwarding element using a block type value for the AAL2 SAR SSCS Receive LFB.

```
#define NPF_F_AAL2SARSSCSRX_LFB_TYPE 39
```

4.1.2 AAL2 Channel Characteristics

The Egress AAL2 SAR SSCS LFB requires below configurations for each configured AAL2 channel.

- AAL2 channel identifier (CID) of the channel.
- The VC link ID identifying the AAL2 path.
- The maximum SDU delivery length for this channel.
- Sublayers enabled – SSTED, SSADT.
- The maximum SSSAR SDU length for this channel.
- The duration of the RAS timer used to guard the re-assembly process for SSSAR segments received on this channel.

4.2 Data Structures for Completion Callbacks

4.2.1 AAL2 SAR SSCS Receive LFB Attributes query response

The attributes of an AAL2 SAR SSCS Receive LFB are the following:

```
typedef struct {
    NPF_uint32_t    maxChnls;           /* Maximum possible AAL2 channels */
    NPF_uint32_t    curNumChnls;       /* Current number of AAL2 channels*/
} NPF_F_AAL2SarSscsRxLFB_AttrQueryResponse_t;
```

The `maxChnls` field contains the maximum number of AAL2 channels supported in this LFB. The `curNumChnls` field contains the number of AAL2 channels currently established in this LFB

4.2.2 Asynchronous Response

The Asynchronous Response data structure is used during callbacks in response to API invocations.

```
/*
 * An asynchronous response contains an error or success code, and in some
 * cases a function specific structure embedded in a union.
 */
typedef struct { /* Asynchronous Response Structure */
    NPF_F_AAL2SarSscsRxErrorType_t error; /* Error code for this response */
    union {
        /* NPF_F_AAL2SarSscsRxLFB_AttributesQuery() */
        NPF_F_AAL2SarSscsRxLFB_AttrQueryResponse_t lfbAttrQueryResponse;
    } u;
} NPF_F_AAL2SarSscsRxAsyncResp_t;
```

4.2.3 Callback Type

This enumeration is used to indicate reason for invoking the callback function.

```
/*
 * Completion Callback Types, to be found in the callback
 * data structure, NPF_F_AAL2SarSscsRxCallbackData_t.
 */
typedef enum NPF_F_AAL2SarSscsRxCallbackType {
```

```
NPF_F_AAL2SARSSCSRX_ATTR_QUERY = 1,
} NPF_F_AAL2SarSscsRxCallbackType_t;
```

4.2.3.1 Callback Data

An asynchronous response contains an error or success code and a function-specific structure embedded in a union in the `NPF_F_AAL2SarSscsRxCallbackData_t` structure.

```
/*
 * The callback function receives the following structure containing
 * of an asynchronous responses from a function call. For the completed
 * request, the error code is specified in the
 * NPF_F_AAL2SarSscsRxAsyncResp_t structure, along with any other
 * information
 */
typedef struct {
    NPF_F_AAL2SarSscsRxCallbackType_t type; /* Which function called? */
    NPF_IN NPF_BlockId_t blockId; /* ID of LFB generating callback */
    NPF_F_AAL2SarSscsRxAsyncResp_t resp; /* Response struct */
} NPF_F_AAL2SarSscsRxCallbackData_t;
```

The callback data that returned for different callback types is summarized in Table 4.1.

Table 4.1: Callback type to callback data mapping table

Callback Type	Callback Data
NPF_F_AAL2SARSSCSRX_ATTR_QUERY	NPF_F_AAL2SarSscsRxLFB_AttrQueryResponse_t

4.3 Data Structures for Event Notifications

4.3.1 Event Notification Types

None

4.3.2 Event Notification Structures

None

4.4 Error Codes

4.4.1 Common NPF Error Codes

The common error codes that are returned by AAL2 SAR SCS Receive LFB are listed below:

- `NPF_NO_ERROR` - This value **MUST** be returned when a function was successfully invoked. This value is also used in completion callbacks where it **MUST** be the only value used to signify success.
- `NPF_E_UNKNOWN` - An unknown error occurred in the implementation such that there is no error code defined that is more appropriate or informative.
- `NPF_E_BAD_CALLBACK_HANDLE` - A function was invoked with a callback handle that did not correspond to a valid NPF callback handle as returned by a registration function, or a callback handle was registered with a registration function belonging to a different API than the function call where the handle was passed in.
- `NPF_E_BAD_CALLBACK_FUNCTION` - A callback registration was invoked with a function pointer parameter that was invalid.
- `NPF_E_CALLBACK_ALREADY_REGISTERED` - A callback or event registration was invoked with a pair composed of a function pointer and a user context that was previously used for an identical registration.
- `NPF_E_FUNCTION_NOT_SUPPORTED` - This error value **MUST** be returned when an optional function call is not implemented by an implementation. This error value **MUST NOT** be

returned by any required function call. This error value **MUST** be returned as the function return value (i.e., synchronously).

- **NPF_E_RESOURCE_EXISTS** - A duplicate request to create a resource was detected. No new resource was created.
- **NPF_E_RESOURCE_NONEXISTENT** - A duplicate request to destroy or free a resource was detected. The resource was previously destroyed or never existed.

4.4.2 LFB Specific Error Codes

This section defines AAL2 SAR SSCS Receive Configuration and management APIs error codes. These codes are used in callbacks to deliver results of the requested operations.

```
/* Asynchronous error codes (returned in function callbacks) */
#define NPF_AAL2SARSSCSRX_BASE_ERR (NPF_F_AAL2SARSSCSRX_LFB_TYPE * 100)

typedef NPF_uint32_t NPF_F_AAL2SarSscsRxErrorType_t;
#define AAL2SARSSCSRX_ERR(n) ((NPF_F_AAL2SarSscsRxErrorType_t) \
                               (NPF_AAL2SARSSCSRX_BASE_ERR+ (n)))

#define NPF_E_AAL2SARSSCSRX_INVALID_AAL2SARSSCSRX_BLOCK_ID\
        AAL2SARSSCSRX_ERR(0)
```

5 Functional API (FAPI)

5.1 Required Functions

None

5.2 Conditional Functions

The conditional API functions for registration and de-registration of the completion callback functions need to be implemented if any of the optional functions defined for this LFB are implemented.

5.2.1 Completion Callback Function

```
typedef void (*NPF_F_AAL2SarSscsRxCallbackFunc_t) (
    NPF_IN NPF_userContext_t          userContext,
    NPF_IN NPF_correlator_t          correlator,
    NPF_IN NPF_F_AAL2SarSscsRxCallbackData_t data);
```

5.2.1.1 Description

This callback function is for the application to register an asynchronous response handling routine to the AAL2 SAR SSCS Receive API implementation. This callback function is intended to be implemented by the application, and be registered to the AAL2 SAR SSCS Receive API implementation through the `NPF_F_AAL2SarSscsRxRegister` function.

5.2.1.2 Input Parameters

- `userContext` - The context item that was supplied by the application when the completion callback routine was registered.
- `correlator` - The correlator item that was supplied by the application when the AAL2 SAR SSCS Receive API function call was invoked.
- `data` - The response information related to the particular callback type.

5.2.1.3 Output Parameters

None

5.2.1.4 Return Values

None

5.2.2 Completion Callback Registration Function

```
NPF_error_t NPF_F_AAL2SarSscsRxRegister(
    NPF_IN NPF_userContext_t          userContext,
    NPF_IN NPF_F_AAL2SarSscsRxCallbackFunc_t callbackFunc,
    NPF_OUT NPF_callbackHandle_t      *callbackHandle);
```

5.2.2.1 Description

This function is used by an application to register its completion callback function for receiving asynchronous responses related to AAL2 SAR SSCS Receive API function calls. Applications MAY register multiple callback functions using this function. The pair of `userContext` and `callbackFunc` identifies the callback function. For each individual pair, a unique `callbackHandle` will be assigned for future reference. Since the callback function is identified by both `userContext` and `callbackFunc`, duplicate registration of the same callback function with a different `userContext` is allowed. Also, the same `userContext` can be shared among different callback functions. Duplicate registration of the same `userContext` and `callbackFunc` pair has no effect, and will output a handle that is already assigned to the pair, and will return `NPF_E_ALREADY_REGISTERED`.

5.2.2.2 Input Parameters

- `userContext` – A context item for uniquely identifying the context of the application registering the completion callback function. The exact value will be provided back to the registered completion callback function as its first parameter when it is called. Applications can assign any value to the `userContext` and the value is completely opaque to the API implementation.
- `callbackFunc` – The pointer to the completion callback function to be registered.

5.2.2.3 Output Parameters

- `callbackHandle` - A unique identifier assigned for the registered `userContext` and `callbackFunc` pair. This handle will be used by the application to specify which callback function to be called when invoking asynchronous NPF AAL2 SAR SSCS Receive API functions. It will also be used when deregistering the `userContext` and `callbackFunc` pair.

5.2.2.4 Return Values

- `NPF_NO_ERROR` - The registration completed successfully.
- `NPF_E_BAD_CALLBACK_FUNCTION` – The `callbackFunc` is NULL, or otherwise invalid.
- `NPF_E_ALREADY_REGISTERED` – No new registration was made since the `userContext` and `callbackFunc` pair was already registered.

5.2.2.5 Notes

- This API function may be invoked by any application interested in receiving asynchronous responses for AAL2 SAR SSCS Receive API function calls.
- This function operates in a synchronous manner, providing a return value as listed above.

5.2.3 Completion Callback Deregistration Function

```
NPF_error_t NPF_F_AAL2SarSscsRxDeregister(  
    NPF_IN NPF_callbackHandle_t    callbackHandle);
```

5.2.3.1 Description

This function is used by an application to deregister a user context and callback function pair.

5.2.3.2 Input Parameters

- `callbackHandle` - The unique identifier returned to the application when the completion callback routine was registered.

5.2.3.3 Output Parameters

None

5.2.3.4 Return Values

- `NPF_NO_ERROR` - De-registration was completed successfully.
- `NPF_E_BAD_CALLBACK_HANDLE` – De-registration did not complete successfully due to problems with the callback handle provided.

5.2.3.5 Notes

- This API function MAY be invoked by any application no longer interested in receiving asynchronous responses for AAL2 SAR SSCS Receive API function calls.
- This function operates in a synchronous manner, providing a return value as listed above.
- There may be a timing window where outstanding callbacks continue to be delivered to the callback routine after de-registration function has been invoked. It is the implementation's responsibility to guarantee that the callback function is not called after the deregister function has returned.

5.3 Optional Functions

5.3.1 LFB Attributes Query Function

```
NPF_error_t NPF_F_AAL2SarSscsRxLFB_AttributesQuery(
    NPF_IN NPF_callbackHandle_t    callbackHandle,
    NPF_IN NPF_correlator_t        correlator,
    NPF_IN NPF_errorReporting_t    errorReporting,
    NPF_IN NPF_FE_Handle_t         feHandle,
    NPF_IN NPF_BlockId_t           blockId);
```

5.3.1.1 Description

This function call is used to query ONLY one AAL2 SAR SSCS Receive LFB's attributes at a time. If the AAL2 SAR SSCS Receive LFB exists, the various attributes of this LFB are returned in the completion callback.

5.3.1.2 Input Parameters

- `callbackHandle` - The unique identifier provided to the application when the completion callback routine was registered.
- `correlator` - A unique application invocation context that will be supplied to the asynchronous completion callback routine.
- `errorReporting` - An indication of whether the application desires to receive an asynchronous completion callback for this API invocation.
- `feHandle` - The FE Handle returned by `NPF_F_topologyGetFEInfoList()` call.
- `blockId` - The unique identification of the AAL2 SAR SSCS Receive LFB.

5.3.1.3 Output Parameters

None

5.3.1.4 Return Values

- `NPF_NO_ERROR` - The operation is in progress.
- `NPF_E_UNKNOWN` - The LFB attributes was not queried due to invalid AAL2 SAR SSCS Receive block ID passed in input parameters.
- `NPF_E_BAD_CALLBACK_HANDLE` - The LFB attributes was not queried because the callback handle was invalid.
- `NPF_E_FUNCTION_NOT_SUPPORTED` - The function call is not supported.

5.3.1.5 Asynchronous Response

There may be multiple asynchronous callbacks to this request. Possible error codes are:

- `NPF_NO_ERROR` - Operation completed successfully.
- `NPF_E_AAL2SARSSCSRX_INVALID_AAL2SARSSCSRX_BLOCK_ID` - LFB ID is not an ID of LFB that has AAL2 SAR SSCS Receive functionality

The `lfbAttrQueryResponse` field of the union in the

`NPF_F_AAL2SarSscsRxAsyncResponse_t` structure returned in callback contains response data.

The error code is returned in the error field.

6 References

The following documents contain provisions, which through reference in this text constitute provisions of this specification. At the time of publication, the editions indicated were valid. All referenced documents are subject to revision, and parties to agreements based on this specification are encouraged to investigate the possibility of applying the most recent editions of the standards indicated below.

- [FORCESREQ] "Requirement for separation of IP control and forwarding", H.Khosravi, T.Anderson et al, November, 2003 (RFC 3654).
- [FAPITOPO] "Topology Manager Functional API", http://www.npforum.org/techinfo/topology_fapi_npf2002%20438%2023.pdf, Network Processing Forum.
- [SWAPICON] "Software API Conventions Revision 2", http://www.npforum.org/techinfo/APIConventions2_1A.pdf, Network Processing Forum.
- [ATMLFBARC] "ATM Software API Architecture Framework", <http://www.npforum.org/techinfo/npf2004.088.12.pdf>, Network Processing Forum.
- [ATMMGR] "ATM Configuration Manager Functional API", <http://www.npforum.org/techinfo/npf2004.165.31.pdf>, Network Processing Forum.

Appendix A Header File Information

```

/*
 * This header file defines typedefs, constants and structures
 * for the NP Forum AAL2 SAR SSCS Receive Functional API
 */

#ifndef __NPF_F_AAL2_SARSSCSRECEIVE_H__
#define __NPF_F_AAL2_SARSSCSRECEIVE_H__

#ifdef __cplusplus
extern "C" {
#endif

/* It is possible to use the FAPI Topology Discovery
   APIs to discover an AAL2 SAR SSCS Receive LFB
   in a forwarding element. */
#define NPF_F_AAL2SARSSCSRX_LFB_TYPE 39

/* Asynchronous error codes (returned in function callbacks) */
#define NPF_AAL2SARSSCSRX_BASE_ERR (NPF_F_AAL2SARSSCSRX_LFB_TYPE * 100)

typedef NPF_uint32_t NPF_F_AAL2SarSscsRxErrorType_t;
#define AAL2SARSSCSRX_ERR(n) ((NPF_F_AAL2SarSscsRxErrorType_t) \
    (NPF_AAL2SARSSCSRX_BASE_ERR+ (n)))

#define NPF_E_AAL2SARSSCSRX_INVALID_AAL2SARSSCSRX_BLOCK_ID\
    AAL2SARSSCSRX_ERR(0)
/*****
 * Enumerations and types for AAL2 SAR SSCS Receive attributes and*
 * completion callback data types *
 *****/

/* The attributes of an AAL2 SAR SSCS Receive */
typedef struct {
    NPF_uint32_t    maxChnls;           /* Maximum possible AAL2 channels */
    NPF_uint32_t    curNumChnls;       /* Current number of AAL2 channels*/
} NPF_F_AAL2SarSscsRxLFB_AttrQueryResponse_t;

/*
 * An asynchronous response contains an error or success code, and in some
 * cases a function specific structure embedded in a union.
 */
typedef struct { /* Asynchronous Response Structure */
    NPF_F_AAL2SarSscsRxErrorType_t error; /* Error code for this response */
    union {
        /* NPF_F_AAL2SarSscsRxLFB_AttributesQuery() */
        NPF_F_AAL2SarSscsRxLFB_AttrQueryResponse_t    lfbAttrQueryResponse;
    } u;
} NPF_F_AAL2SarSscsRxAsyncResp_t;

/*
 * Completion Callback Types, to be found in the callback
 * data structure, NPF_F_AAL2SarSscsRxCallbackData_t.
 */
typedef enum NPF_F_AAL2SarSscsRxCallbackType {
    NPF_F_AAL2SARSSCSRX_ATTR_QUERY = 1,
} NPF_F_AAL2SarSscsRxCallbackType_t;

```

```

/*
 * The callback function receives the following structure containing
 * of an asynchronous responses from a function call. For the completed
 * request, the error code is specified in the
 * NPF_F_AAL2SarSscsRxAsyncResponse_t structure, along with any other
 * information
 */
typedef struct {
    NPF_F_AAL2SarSscsRxCallbackType_t type; /* Which function called? */
    NPF_IN NPF_BlockId_t blockId; /* ID of LFB generating callback */
    NPF_F_AAL2SarSscsRxAsyncResp_t resp; /* Response struct */
} NPF_F_AAL2SarSscsRxCallbackData_t;

/* Type for a callback function to be registered with LFB */
typedef void (*NPF_F_AAL2SarSscsRxCallbackFunc_t) (
    NPF_IN NPF_userContext_t userContext,
    NPF_IN NPF_correlator_t correlator,
    NPF_IN NPF_F_AAL2SarSscsRxCallbackData_t data);

/* Completion Callback Registration Function */
NPF_error_t NPF_F_AAL2SarSscsRxRegister(
    NPF_IN NPF_userContext_t userContext,
    NPF_IN NPF_F_AAL2SarSscsRxCallbackFunc_t callbackFunc,
    NPF_OUT NPF_callbackHandle_t *callbackHandle);

/* Completion Callback Deregistration Function */
NPF_error_t NPF_F_AAL2SarSscsRxDeregister(
    NPF_IN NPF_callbackHandle_t callbackHandle);

/* LFB Attributes Query Function */
NPF_error_t NPF_F_AAL2SarSscsRxLFB_AttributesQuery(
    NPF_IN NPF_callbackHandle_t callbackHandle,
    NPF_IN NPF_correlator_t correlator,
    NPF_IN NPF_errorReporting_t errorReporting,
    NPF_IN NPF_FE_Handle_t feHandle,
    NPF_IN NPF_BlockId_t blockId);

#ifdef __cplusplus
}
#endif

#endif /* __NPF_F_AAL2_SARSSCSRECEIVE_H__ */

```

Appendix B Acknowledgements

Working Group Chair: Alex Conta

Task Group Chair: Per Wollbrand

The following individuals are acknowledged for their participation to ATM Task Group teleconferences, plenary meetings, mailing list, and/or for their NPF contributions used for the development of this Implementation Agreement. This list may not be all-inclusive since only names supplied by member companies for inclusion here will be listed. The NPF wishes to thank all active participants to this Implementation Agreement, whether listed here or not.

The list is in alphabetical order of last names:

Pål Damnvik, Ericsson
Patrik Herneld, Ericsson
Ajay Kamalvanshi, Nokia
Jaroslaw Kogut, Intel
Arthur Mackay, Freescale
Stephen Nadas, Ericsson
Michael Persson, Ericsson
John Renwick, Agere Systems
Vedvyas Shanbhogue (ed.), Intel
Keith Williamson, Motorola
Weislaw Wisniewski, Intel
Per Wollbrand, Ericsson

Appendix C **List of companies belonging to NPF during approval process**

Agere Systems	IDT	Sensory Networks
AMCC	Infineon Technologies AG	Sun Microsystems
Analog Devices	Intel	Teja Technologies
Cypress Semiconductor	IP Fabrics	TranSwitch
Enigma Semiconductor	IP Infusion	U4EA Group
Ericsson	Motorola	Wintegra
Flextronics	Mercury Computer Systems	Xelerated
Freescale Semiconductor	Nokia	Xilinx
HCL Technologies	NTT Electronics	
Hifn	PMC-Sierra	